

Scaled data based on original data using
LM-79-08 Approved Method: Electrical and Photometric Measurements of Solid-
State Lighting Products

Test Report Prepared for
Cooper Lighting Solutions
(formerly Eaton)

Brand: McGRAW-EDISON

Report Number: P385492

Luminaire Tested: **GWC-SA1A-740-U-SL4-HSS**

Issue Date: 3/3/2020

Test Information

Test Method: LM-79-08
Report Number: P385492
TEST IS SCALED FROM IESNA LM-79-08 TEST DATA (G2-1903-205-25)
Test Lab: INNOVATION CENTER
Issue Date: 3/3/2020
Manufacturer: COOPER LIGHTING SOLUTIONS (FORMERLY EATON)
Product Line: MCGRAW-EDISON
Catalog Number: GWC-SA1A-740-U-SL4-HSS
Description: GALLEON WALL LUMINAIRE
(1) 70 CRI, 4000K, 615mA LIGHTSQUARE WITH 16 LEDS AND TYPE IV SPILL LIGHT
ELIMINATOR OPTICS WITH HOUSE SIDE SHIELD
Light Source: -
Ballast/Driver: ELECTRONIC DRIVER

Summary

Lumens per Lamp: N/A
Luminaire Lumens: 4040 lumens
Efficiency: N/A
Efficacy: 118.8 lumens/watt
Luminous Opening: Rectangular (W 0.5' x L: 0.5' x H: 0')
IES Classification: Type IV - Short
BUG Rating: B1 - U0 - G1

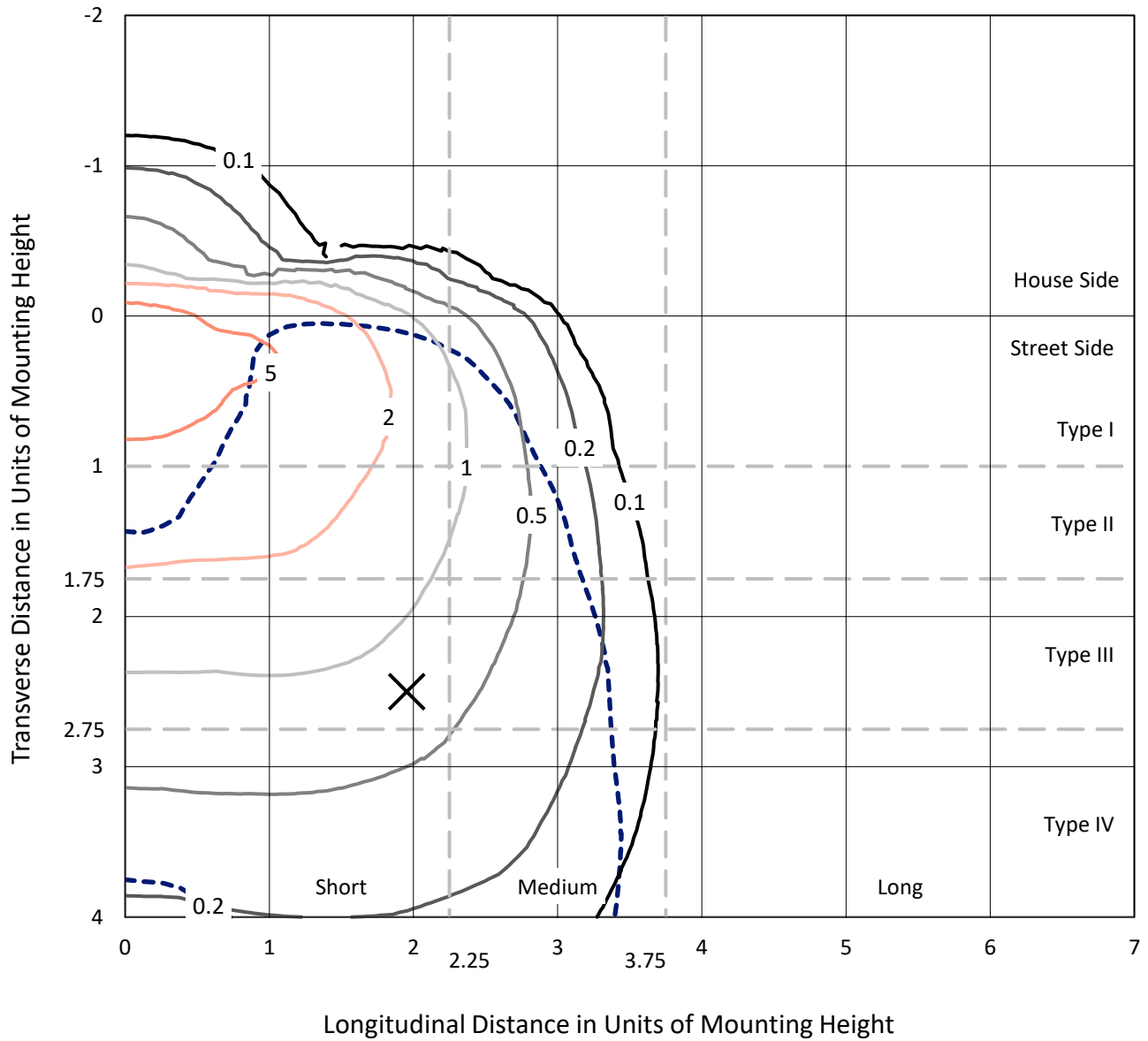
Input Watts (W): 34
Input Voltage (V): NR
Input Current (A_{in}): NR
Voltage Rise (V): NR
Power Factor: NR
Total Harmonic Distortion (THDi): NR
Frequency (hertz): 60
Stabilization Time: NR
Operation Time: NR
Ambient Temperature (°C): NR
Test Distance: 24 FT



REPORT NUMBER: P385492
 CATALOG NUMBER: GWC-SA1A-740-U-SL4-HSS

Iso-Footcandle Lines of Horizontal Illumination

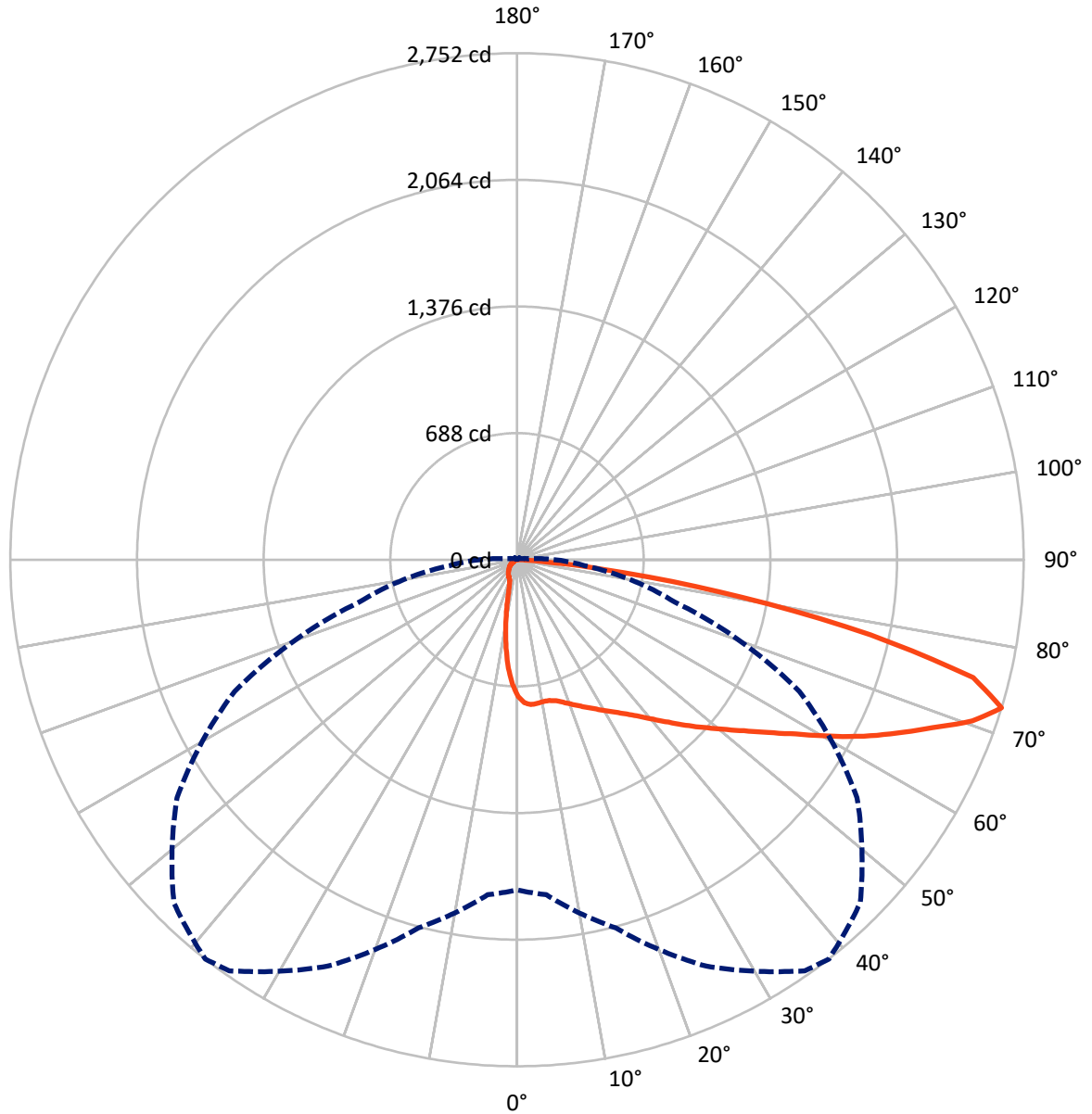
× Max cd
 - - - 1/2 Max cd



Based on 10 foot mounting height. Maximum calculated value = 7.8 fc
 Type IV - Short - N/A

REPORT NUMBER: P385492
CATALOG NUMBER: GWC-SA1A-740-U-SL4-HSS

Luminous Intensity Polar Plot



— Vertical Plane Through 38-Deg Lateral - - - Horizontal Cone Through 72.5-Deg Vertical



REPORT NUMBER: P385492
 CATALOG NUMBER: GWC-SA1A-740-U-SL4-HSS

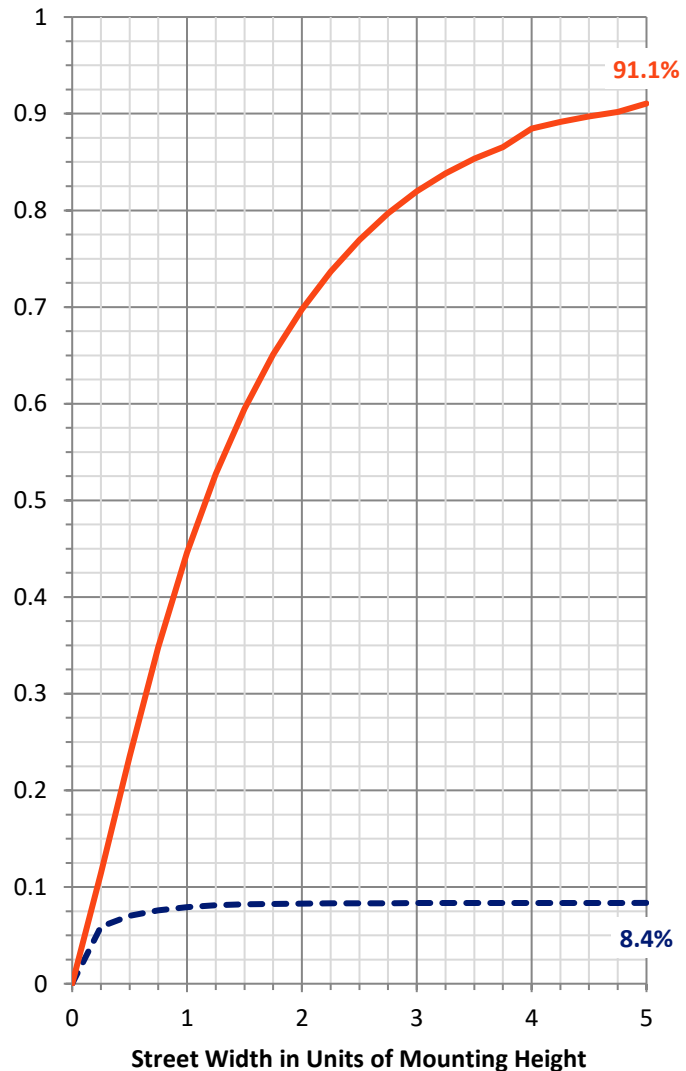
FLUX DISTRIBUTION:

		Downward	Upward	Total
House Side	Lumens	340.0	0.0	340.0
	% Fixture	8.4	0.0	8.4
Street Side	Lumens	3700.0	0.0	3700.0
	% Fixture	91.6	0.0	91.6
Total	Lumens	4040.0	0.0	4040.0
	% Fixture	100.0	0.0	100.0

Coefficient of Utilization

ZONAL LUMENS:

Zone	Lumens	% Fixture
0°-10°	63.3	1.6
10°-20°	154.8	3.8
20°-30°	246.2	6.1
30°-40°	370.2	9.2
40°-50°	564.7	14.0
50°-60°	798.2	19.8
60°-70°	1001.2	24.8
70°-80°	748.6	18.5
80°-90°	92.8	2.3
90°-100°	0.0	0.0
100°-110°	0.0	0.0
110°-120°	0.0	0.0
120°-130°	0.0	0.0
130°-140°	0.0	0.0
140°-150°	0.0	0.0
150°-160°	0.0	0.0
160°-170°	0.0	0.0
170°-180°	0.0	0.0
0°-90°	4040.0	100.0
0°-180°	4040.0	100.0



REPORT NUMBER: P385492

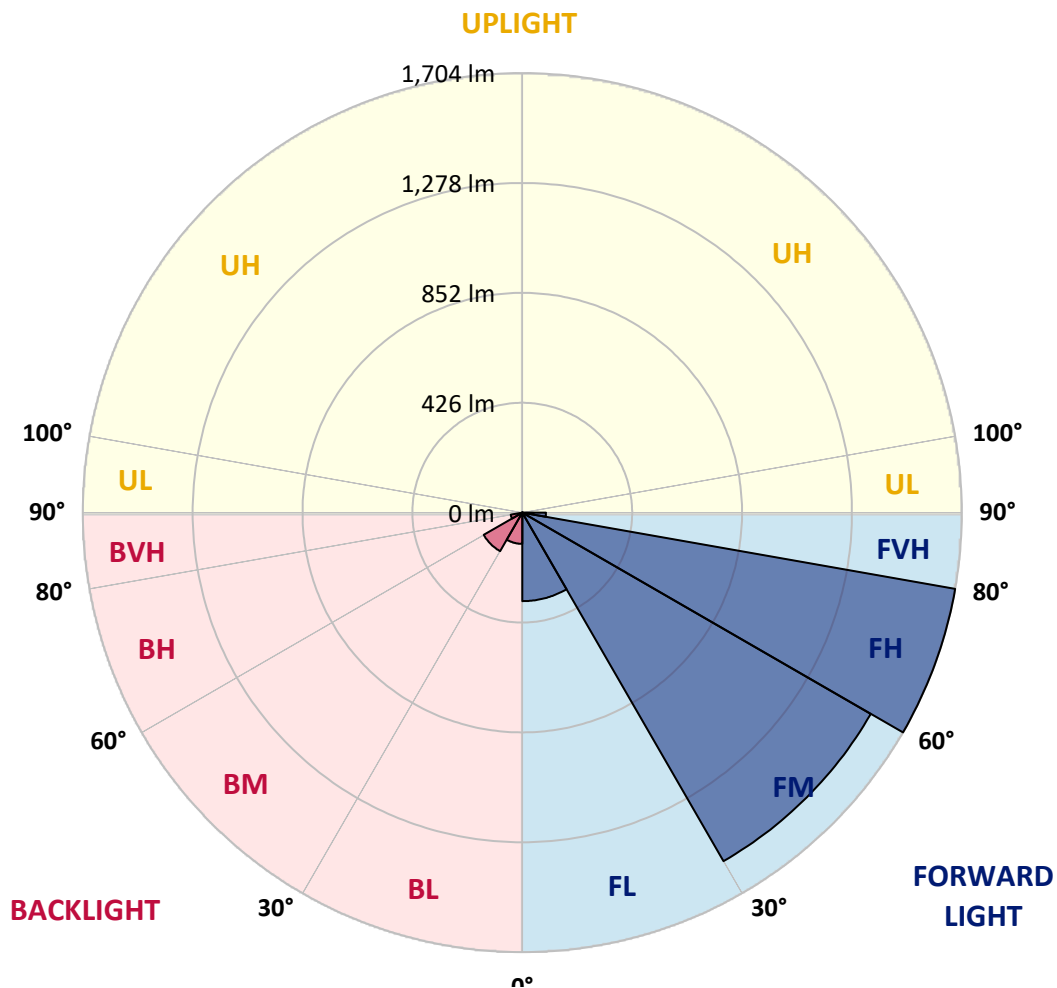
CATALOG NUMBER: GWC-SA1A-740-U-SL4-HSS

LUMINAIRE CLASSIFICATION SYSTEM LUMEN TABLE AND BUG RATING:

Zone	Lumens	% Fixture	Zone Rating/Lumen Limit		
			B	U	G
FL (0°-30°)	343.3	8.5			
FM (30°-60°)	1560.4	38.6			
FH (60°-80°)	1704.3	42.2			G1/1800
FVH (80°-90°)	92.0	2.3			G1/100
BL (0°-30°)	121.1	3.0	B1/500		
BM (30°-60°)	172.6	4.3	B0/220		
BH (60°-80°)	45.4	1.1	B0/110		G0/110
BVH (80°-90°)	0.9	0.0			G0/10
UL (90°-100°)	0.0	0.0		U0/0	
UH (100°-180°)	0.0	0.0		U0/0	

BUG Rating: B1-U0-G1

Type IV Short





REPORT NUMBER: P385492

CATALOG NUMBER: GWC-SA1A-740-U-SL4-HSS

CANDELA DISTRIBUTION (FULL):

	0°	5°	15°	25°	35°	38°	45°	55°	65°	75°	85°
0°	742.9	742.9	742.9	742.9	742.9	742.9	742.9	742.9	742.9	742.9	742.9
2.5°	788.6	788.7	786.9	783.9	780.0	778.0	774.7	769.3	763.6	753.3	742.3
5°	804.7	804.7	802.3	798.3	792.1	790.3	783.9	775.3	763.6	747.0	728.3
7.5°	803.0	803.3	800.2	796.0	789.8	788.1	780.4	770.8	756.2	736.1	712.2
10°	794.3	795.1	792.6	790.6	784.9	783.0	775.8	766.3	751.7	730.2	702.8
12.5°	785.4	786.2	787.1	788.9	785.4	784.7	779.0	771.0	757.0	734.7	703.8
15°	779.7	781.4	787.4	794.6	795.5	794.8	791.1	783.5	769.5	746.3	711.1
17.5°	779.7	782.4	795.0	808.7	813.6	814.1	810.9	800.3	783.5	758.7	717.8
20°	786.2	789.9	809.6	829.0	837.1	837.1	830.9	816.1	796.5	770.0	722.3
22.5°	803.0	807.9	832.5	855.0	863.6	861.7	853.3	831.9	809.9	782.7	728.0
25°	836.1	839.8	865.4	888.1	893.3	889.1	878.5	851.0	827.0	800.0	738.4
27.5°	878.7	879.2	905.7	924.8	921.6	918.8	905.5	875.0	851.7	824.7	756.4
30°	925.5	925.5	948.8	963.4	953.7	951.3	938.1	904.0	883.2	858.2	781.9
32.5°	970.8	972.8	991.8	1001.0	990.1	987.7	974.8	940.8	925.2	909.4	821.6
35°	1014.6	1016.1	1034.0	1039.1	1028.7	1029.3	1020.1	991.3	985.4	983.4	881.5
37.5°	1057.0	1057.4	1075.7	1078.8	1073.6	1079.3	1080.2	1054.7	1065.6	1081.9	965.9
40°	1095.8	1096.1	1114.2	1122.5	1131.4	1138.7	1145.3	1131.7	1167.8	1205.5	1066.4
42.5°	1126.8	1130.4	1153.3	1168.9	1192.4	1206.5	1224.3	1223.6	1289.4	1346.1	1187.9
45°	1154.2	1160.2	1192.3	1219.6	1259.9	1282.4	1310.2	1332.0	1426.3	1502.7	1310.9
47.5°	1190.3	1196.0	1232.5	1277.3	1331.0	1360.6	1406.7	1453.8	1576.8	1656.4	1431.0
50°	1241.1	1238.6	1274.6	1338.9	1407.9	1446.6	1512.4	1583.0	1726.2	1790.2	1501.7
52.5°	1295.3	1294.3	1321.0	1405.9	1498.5	1543.8	1630.7	1716.6	1868.9	1882.5	1534.0
55°	1362.4	1355.2	1377.7	1482.2	1606.0	1654.7	1757.0	1848.8	1982.7	1934.5	1550.3
57.5°	1432.7	1420.8	1442.3	1567.3	1727.3	1784.9	1897.0	1977.7	2058.4	1970.1	1550.1
60°	1505.3	1491.3	1516.8	1673.6	1878.0	1944.6	2048.6	2064.7	2129.0	1988.1	1538.7
62.5°	1566.1	1557.7	1595.6	1787.4	2046.3	2111.7	2163.2	2143.9	2188.6	2002.0	1512.1
65°	1630.3	1630.8	1692.1	1920.1	2225.1	2269.3	2273.6	2246.6	2238.4	1999.1	1421.8
67.5°	1717.3	1725.3	1827.5	2100.3	2399.1	2433.2	2432.9	2357.9	2274.8	1885.7	1221.6
70°	1809.2	1828.2	1983.5	2306.5	2589.1	2623.6	2605.8	2428.7	2141.9	1524.8	864.6
72.5°	1793.8	1826.7	2070.3	2436.5	2725.5	2751.8	2636.2	2254.7	1692.9	886.2	368.1
75°	1383.9	1422.0	1898.3	2307.7	2582.3	2558.7	2265.1	1754.5	925.2	247.3	82.9
77.5°	731.0	751.3	1254.0	1758.0	2013.6	1964.1	1595.6	973.3	282.0	61.2	37.2
80°	382.9	387.6	546.5	997.5	1242.8	1243.1	945.6	427.5	116.3	31.4	25.0
82.5°	205.0	209.1	288.8	460.9	651.2	590.3	362.1	235.2	67.6	17.8	24.0
85°	49.3	50.2	163.8	210.6	256.0	182.9	107.5	197.5	18.3	10.4	19.5
87.5°	19.0	19.3	60.7	91.1	65.3	42.3	50.3	73.7	2.3	4.0	3.0
90°	0.0	0.0	0.0	0.0	0.0	0.0	0.0	0.0	0.0	0.0	0.0



REPORT NUMBER: P385492
 CATALOG NUMBER: GWC-SA1A-740-U-SL4-HSS

CANDELA DISTRIBUTION (continued):

	90°	95°	105°	115°	125°	135°	145°	155°	165°	175°	180°
0°	742.9	742.9	742.9	742.9	742.9	742.9	742.9	742.9	742.9	742.9	742.9
2.5°	735.6	731.2	720.5	706.9	694.8	686.1	673.0	664.4	658.7	658.5	656.4
5°	716.9	708.0	684.9	657.4	632.4	609.9	583.4	562.4	546.8	544.3	538.9
7.5°	697.0	682.4	646.8	603.9	561.9	519.3	469.8	439.1	412.7	400.2	398.8
10°	684.7	664.3	613.7	551.7	485.9	416.6	351.8	307.0	274.7	265.4	258.6
12.5°	682.2	655.2	588.2	502.7	408.7	317.1	245.5	197.8	172.0	163.8	161.6
15°	684.7	651.0	566.8	454.2	330.5	225.0	164.8	137.1	127.3	125.0	124.8
17.5°	686.2	646.0	542.4	400.3	254.7	160.7	126.2	118.1	116.6	116.4	116.8
20°	686.1	638.2	513.4	340.3	189.4	126.3	114.1	112.4	112.1	112.2	112.1
22.5°	684.9	629.2	481.5	278.4	143.1	112.9	108.9	107.9	107.7	107.7	107.7
25°	687.1	622.0	446.5	219.1	118.0	106.7	104.2	103.4	103.2	103.2	102.9
27.5°	695.0	617.9	408.0	168.6	106.5	101.2	99.2	99.0	98.5	98.3	98.7
30°	707.7	617.9	365.9	131.2	99.7	95.5	94.0	93.6	93.5	93.3	93.5
32.5°	730.2	622.6	320.0	109.1	93.1	89.1	88.1	88.6	88.1	88.1	88.1
35°	770.8	636.7	271.8	95.1	86.2	82.9	81.9	82.5	82.2	82.2	82.0
37.5°	830.0	662.9	223.3	86.7	80.2	76.7	75.3	76.3	76.0	76.0	75.8
40°	902.2	701.0	177.2	80.4	74.3	70.6	69.5	70.0	69.1	69.1	69.5
42.5°	991.3	749.3	136.9	74.2	68.5	64.9	64.3	63.8	62.2	61.4	61.6
45°	1090.3	799.7	106.7	68.1	62.9	60.1	59.1	57.7	55.2	53.5	53.7
47.5°	1178.7	838.4	86.7	62.2	57.9	55.7	54.2	51.7	48.0	46.0	46.1
50°	1225.2	844.3	73.8	56.4	53.2	51.0	48.8	45.0	40.6	38.4	38.3
52.5°	1237.1	816.8	64.3	51.0	48.5	46.0	43.1	37.9	33.1	30.7	30.4
55°	1241.4	774.8	55.7	46.0	43.5	40.6	36.9	31.0	26.5	24.2	24.0
57.5°	1227.0	712.2	49.0	41.4	38.4	34.9	30.4	24.8	20.5	18.6	18.6
60°	1194.9	627.5	43.8	36.6	33.2	29.2	24.5	19.3	15.3	13.8	13.8
62.5°	1131.0	517.8	38.9	31.5	28.4	24.2	19.8	14.6	10.7	9.9	10.1
65°	1010.4	392.8	34.1	27.0	24.2	20.0	15.4	10.4	7.2	7.2	7.6
67.5°	824.0	272.8	29.0	23.0	20.8	16.3	11.7	7.2	5.0	5.7	6.4
70°	545.5	153.0	24.8	19.0	17.8	12.9	8.7	4.9	4.0	5.4	6.5
72.5°	205.9	59.6	20.8	15.3	15.4	9.9	6.2	3.7	3.7	5.9	7.7
75°	57.4	29.2	14.9	11.2	12.1	7.2	4.5	3.2	3.5	6.7	9.1
77.5°	33.7	21.5	9.7	6.5	8.2	5.0	3.0	2.5	3.0	5.7	8.7
80°	27.2	11.4	5.7	3.4	4.5	2.9	2.0	1.5	0.8	2.2	4.5
82.5°	27.2	6.9	2.7	2.3	2.3	1.5	1.0	0.7	0.2	0.0	1.2
85°	18.3	2.9	1.7	1.5	1.2	0.5	0.3	0.2	0.0	0.0	0.0
87.5°	3.0	1.2	0.7	0.3	0.2	0.0	0.0	0.0	0.0	0.0	0.0
90°	0.0	0.0	0.0	0.0	0.0	0.0	0.0	0.0	0.0	0.0	0.0

Signify Classified - Internal
Cooper Lighting Solutions Photometric Lab
1121 Highway 74 South
Peachtree City, GA 30269

Scaled Data Report



Report Generated By 670245982

Signify Classified - Internal
Cooper Lighting Solutions Photometric Lab
1121 Highway 74 South
Peachtree City, GA 30269

Scaled Data Report



Signify Classified - Internal
Cooper Lighting Solutions Photometric Lab
1121 Highway 74 South
Peachtree City, GA 30269

Scaled Data Report



Signify Classified - Internal
Cooper Lighting Solutions Photometric Lab
1121 Highway 74 South
Peachtree City, GA 30269

Scaled Data Report





--- HS — SS

Signify Classified - Internal
Cooper Lighting Solutions Photometric Lab
1121 Highway 74 South
Peachtree City, GA 30269

Scaled Data Report



u

Signify Classified - Internal
Cooper Lighting Solutions Photometric Lab
1121 Highway 74 South
Peachtree City, GA 30269

Scaled Data Report



Signify Classified - Internal
Cooper Lighting Solutions Photometric Lab
1121 Highway 74 South
Peachtree City, GA 30269

Scaled Data Report



(END OF REPORT)